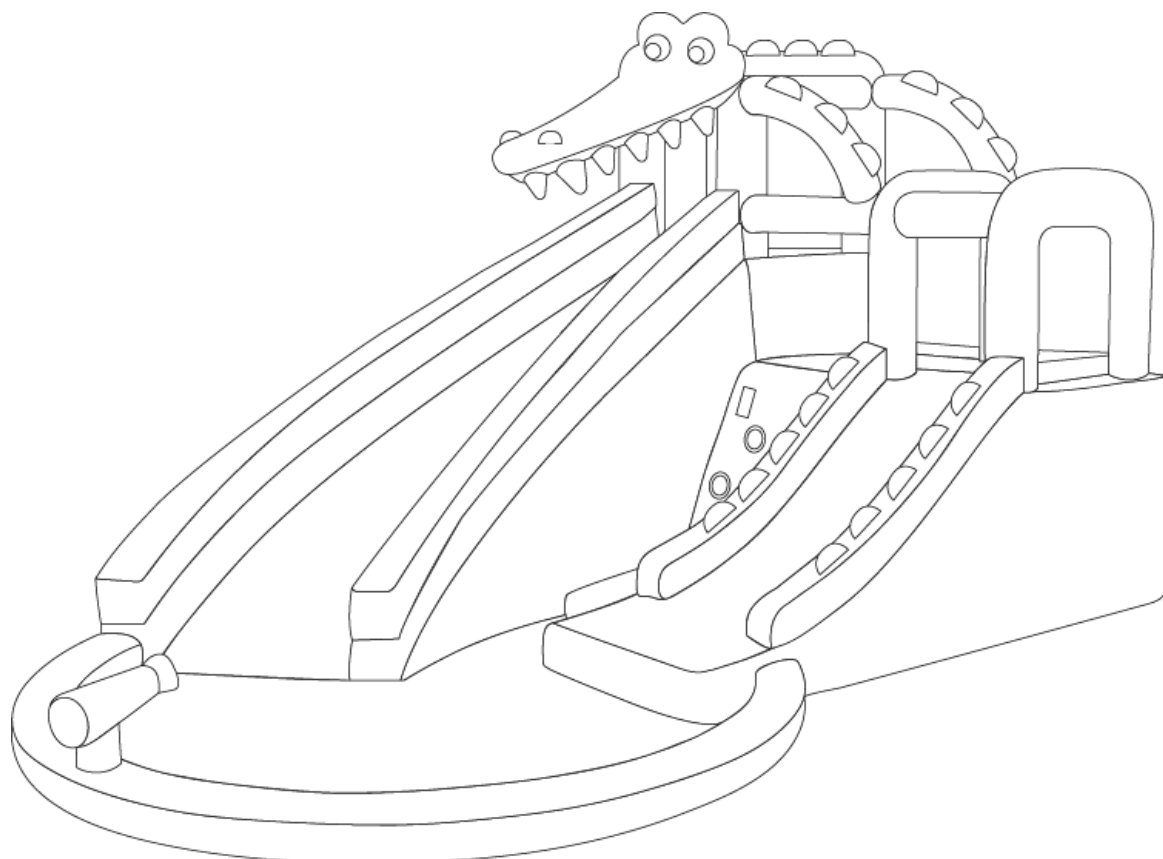




LK63 Crocadoo Slide and Splash Owner's Manual

RECOMMENDED FOR AGES BETWEEN 3-10



*Models may vary
For illustration purposes only

With Air Fan Blower FJ4-330
AC220-240V-50HZ IPX4



**FOR FAMILY DOMESTIC OUTDOOR USE ONLY.
ONLY A COMPETENT ADULT MUST SET UP THIS PRODUCT FOLLOWING THE
INSTRUCTION PROVIDED. DO NOT ALLOW CHILDREN TO OPERATE THE AIR FAN
BLOWER AT ANY TIME.
PLEASE SAVE THESE INSTRUCTION FOR FUTURE USE**

BEFORE USING THE PRODUCT

- 1) Place the product on a level surface at least 2 meters away from any hazard, structure or obstruction such as fence, garage, house, overhanging branches, laundry lines or electrical wires. DO NOT place on hard surface such as concrete or asphalt as a fall onto a hard surface can cause serious injury.
- 2) Clear the play area of all sharp objects such as stones, twigs or any other object that can cause injury to the players and / or damage to the structure's construction.
- 3) Unpack the jumping castle structure and unfold fully as shown in (Fig.1).
- 4) Unpack the air fan blower from its carton and follow the operating instructions BEFORE attaching to the structures airflow inlet tube as shown in (Fig.2). The nylon inlet tube is simply attached around the fan's outlet by tying the cord tightly behind the tube's flange.
- 5) The jumping castle must be anchored to the ground using ground pegs at each fixing point on the structure (Fig.3) to prevent overturning or lifting during use. Ensure that the pegs are level with or under the ground to reduce tripping hazards.
- 6) Connect the air fan blower to a suitable electric earthed socket ONLY.
- 7) Do not use in wet or windy conditions.
- 8) Children should remove shoes and any sharp or pointed objects such as buckles on belts, eyeglasses etc. as these could cause injury to themselves and / or damage to the structure.
- 9) Plug in the air fan blower and switch on. The jumping castle should inflate within 90 seconds. If it is taking longer check that the air inlet tube is not obstructed.

IMPORTANT:

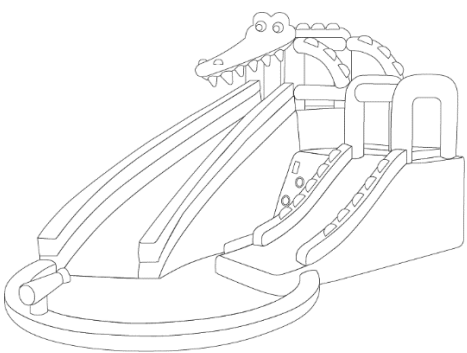
1. **AIR SEEPAGE THROUGH SEAMS OF THE STRUCTURE IS NORMAL, AS SOME AIR NEEDS TO ESCAPE DUE TO THE DESIGN OF THE PRODUCT.**
2. **DO NOT USE UNLESS ALL AIR COMPARTMENTS ARE INFLATED.**

USING THE PRODUCT

Jumping castles can be dangerous and must always have competent adult supervision. Do not leave children unattended.

Follow weight limits below.

Maximum individual user weight 30kg (66lbs).

Model Name	Image	Maximum Users
Crocadoo Slide & Splash		4

- 1) Always remove shoes, eyeglasses and sharp objects before using the jumping castle.
- 2) Do not allow children to wrestle, flip or pile on the top of others as this may result in serious injury.
- 3) Always ensure children keep hands and feet inside the jumping castle during use.
- 4) The entire product must be inspected before each use to ensure no damage has been caused which could cause risk of injury.

IMPORTANT:

THE AIR FAN BLOWER MUST REMAIN CONNECTED TO THE POWER SUPPLY AND RUNNING THROUGHOUT THE PLAYING PERIOD OTHERWISE THE STRUCTURE WILL DEFLATE. THE FAN IS DESIGNED TO RUN FOR SUSTAINED PERIODS.

STORAGE

- 1) All children must be off the jumping castle before turning off the fan blower.
- 2) Deflate the structure by switching off the fan. Untie the air inlet nylon tube from the air pump fan's outlet pipe by un-tying the cord (Fig.5). Remove ground pegs from the structure and the fan and place in store bag.
- 3) Once all the air has escaped it can be folded and place into the store bag (Fig.6).
- 4) The air pump fan should be unplugged from the mains supply power socket and stored in carton.

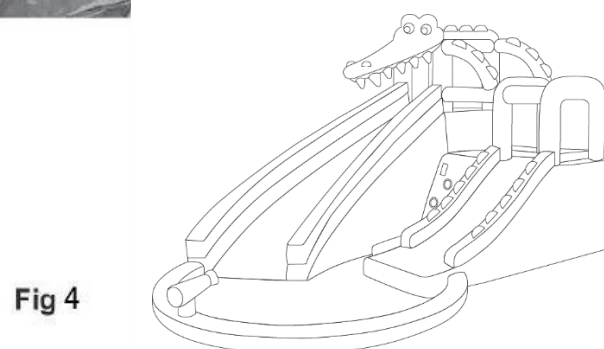
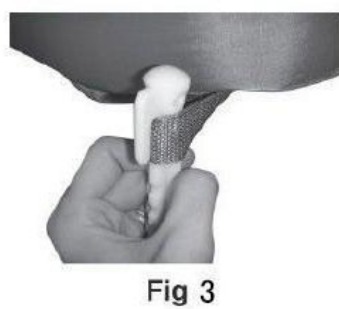
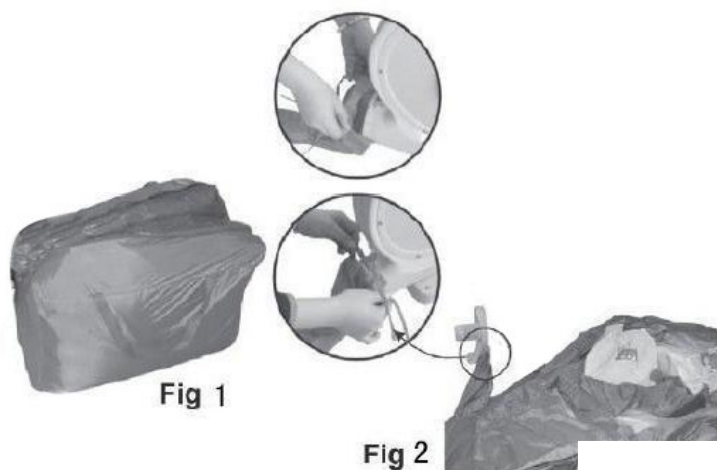
Don't

- Do not use on water.
- Do not inflate/deflated while children are on the jumping castle to avoid suffocation.
- Do not move or reposition the jumping castle while children are on it.
- Do not drag across rough surfaces.
- Do not drink or eat to prevent choking while inside.
- Do not leave the jumping castle outdoors when not in use.
- Do not allow pets to enter the jumping castle.

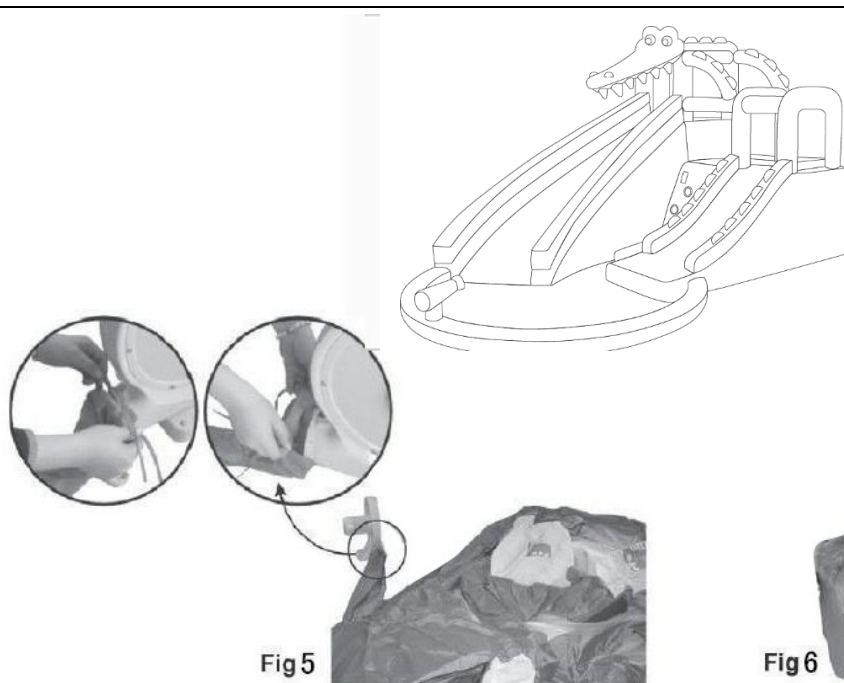
Do

- Do wear socks during hot season.
- Do allow similar size children only to avoid accidents.
- Do read the instructions before use and keep it for reference.
- Do store out of the sun in cool dry conditions when not in use.
- Do inspect the product for any damage before each use.

SET UP



STORAGE



CLEANING

Do not use any abrasive cleansers for the cleaning. Use a soft, damp cloth to eliminate dirt and dust.

WARRANTY

AUSTRALIAN CONSUMER LAW

Many of our products come with a guarantee or warranty from the manufacturer. In addition, they come with guarantees that cannot be excluded under the Australian Consumer law. You are entitled to a replacement or refund for a major failure and compensation for any other reasonably foreseeable loss or damage.

You are entitled to have the goods repaired or replaced if the goods fail to be of acceptable quality and the failure does not amount to a major failure. Full details of your consumer rights may be found at www.consumerlaw.gov.au

Please visit our website to view our full warranty terms and conditions:

<http://www.lifespankids.com.au/Warranty-Policy-Kids>

Please send all warranty and support inquiries through our ticketing system via the email address:

support@lifespankids.com.au.