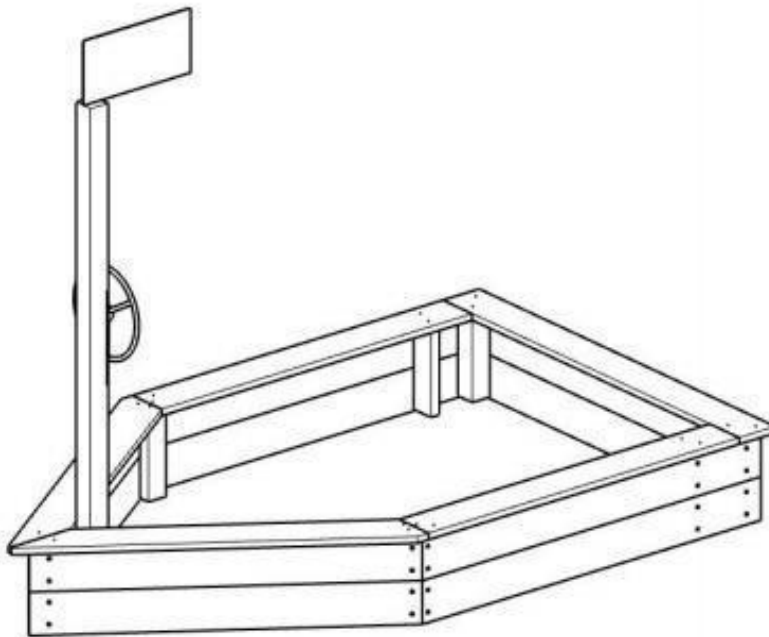




BOAT SANDPIT PIRATE WHEEL OWNER'S MANUAL



WARNING!

The disassembled product may contain small parts which pose a choking hazard to children under 3.

Assembled size: 170*101*21.6cm (L*W*H)

IMPORTANT:

This product may contain sharp points and small parts prior to assembly.

The owner's manual contains safety, assembly, use and maintenance instructions. This product must be assembled by an adult who has read and understood these instructions. Keep the packaging away from children and dispose of all packaging before use

For the installer and your children's safety, it is important to fully read and understand the instructions and safety hazards before commencing the assembly of the product

Safety

- ⚠ This product is to be assembled or disassembled by adults only.
- ⚠ This product may contain sharp edges
- ⚠ This product contains small parts prior to assembly.
- ⚠ This product is designed for children between the ages of 3 years and up.
- ⚠ Adult supervision of children is required at all times when on or around this product. Parents should ensure that their children have the strength and ability to enjoy the equipment safely before allowing use of the product.
- ⚠ To prevent serious injury, do not allow children to play on the product until it is completely assembled and installed.
- ⚠ Children using this product should only use the product for its intended purpose. i.e. do not climb on the unit.
- ⚠ This unit must be placed on a level surface at least 2m from any structure or obstruction such as a fence, garage, house, overhanging branches, laundry lines or electrical wires.
- ⚠ This product is not to be installed over concrete asphalt or any other hard surface.
- ⚠ Modifications made to this product (e.g. adding an accessory) shall be carried out according to the instructions of the manufacturer.
- ⚠ This product is suitable for both indoor and outdoor use.
- ⚠ **Warning.** Product is designed for domestic use only.

Timber

Our product is manufactured from premium timber with great care dealt in selecting, machining and treating the timber before it is sold to you. Bear in mind that timber is a natural product and may experience changes throughout the course of its life. It may:

- Develop openings (gaps, slits, apertures, cracks) along the line of the grain. This occurs due to moisture content between internal and outer surfaces of the timber. It is totally acceptable and will not affect the integral strength, life or guarantee of the product.
- Fade as the timber reacts with sunlight. The timber should be treated with a proprietary product to act as a protective barrier (i.e. a watery repellent on an annual basis)
- Warp and distort its shape. Any distortion will be slight and will not affect the safety or enjoyment of this product.

Assembly

This product contains pre-assembled parts for easier assembly.

One adult is required for the assembly or disassembly of the product.

Do not allow children to play on the product until it is complete assembled and installed

See the next page for Parts and Assembly instructions

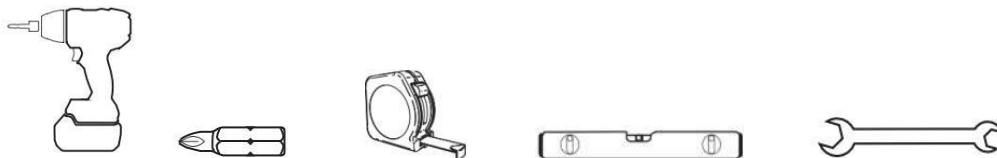
Care and Maintenance

We recommend regular maintenance be conducted at the beginning of each season for your play equipment to ensure all main parts/fixings are tightly secured, well-oiled and intact to avoid injury and hazards.

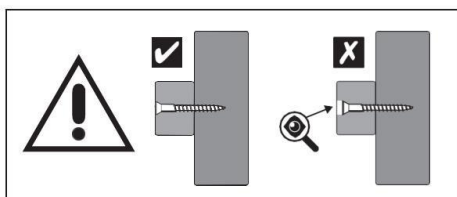
We advise the following tips where applicable:

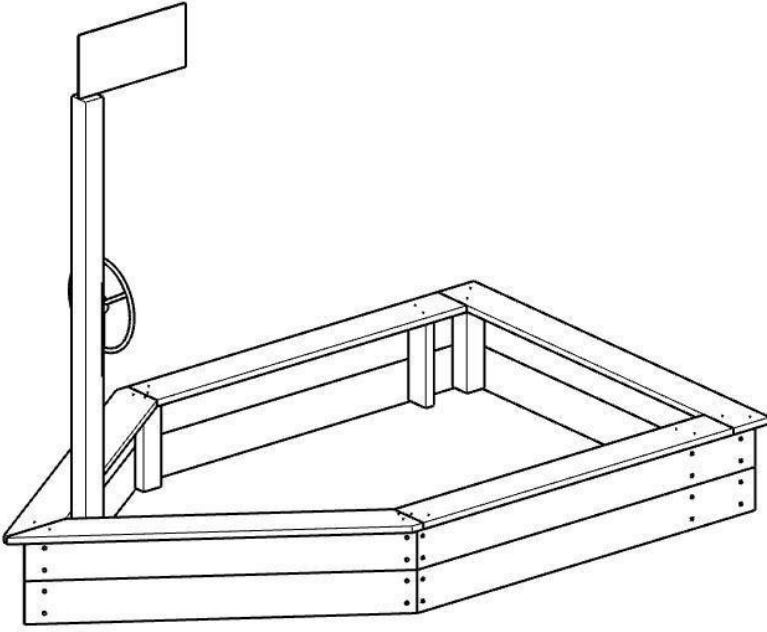










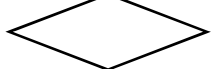

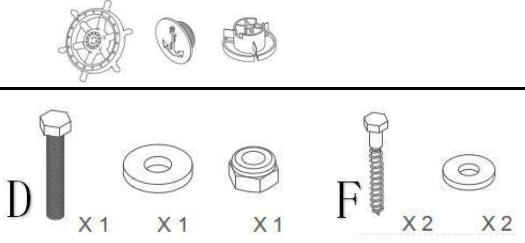











1. Tighten all hardware.
2. Lubricate all metallic moving parts.
3. Check all protective coverings on bolts, pipes, edges and corners. Replace if they are loose, cracked or missing.
4. Check metal parts for rust. Replace as needed.
5. Prevent weathering by applying protective barriers to your timber via proprietary products to maintain its quality.
6. Attachments must be regularly examined for evidence of deterioration. Replace any attachments if there are signs of deterioration.

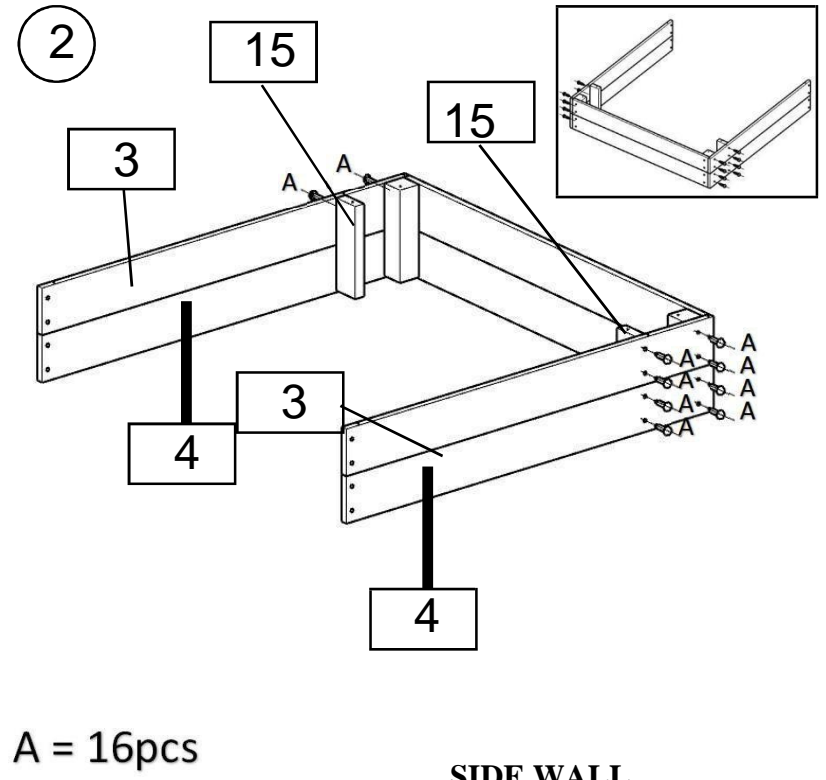
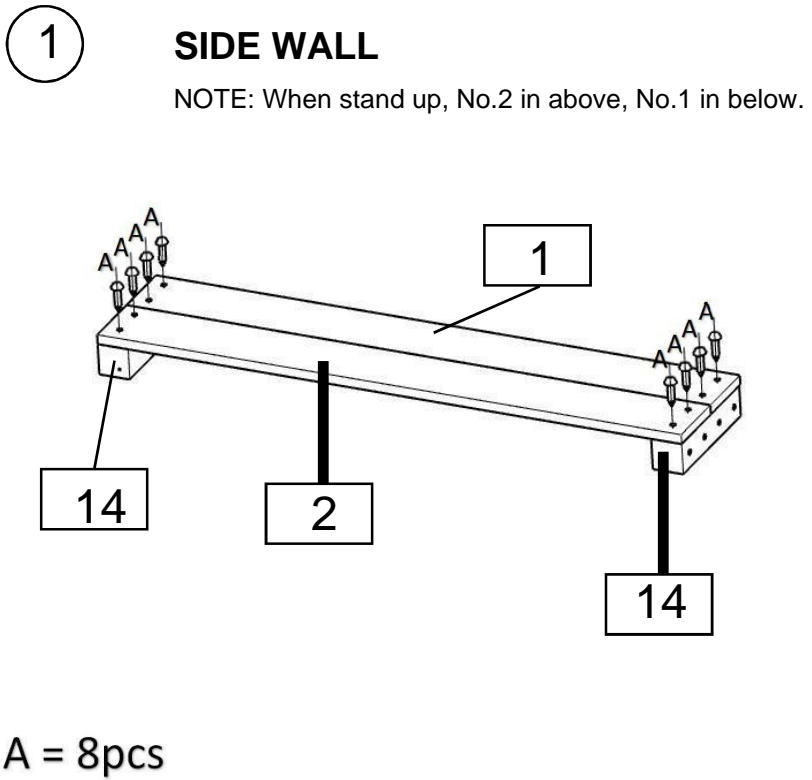
Tools Required for Installation

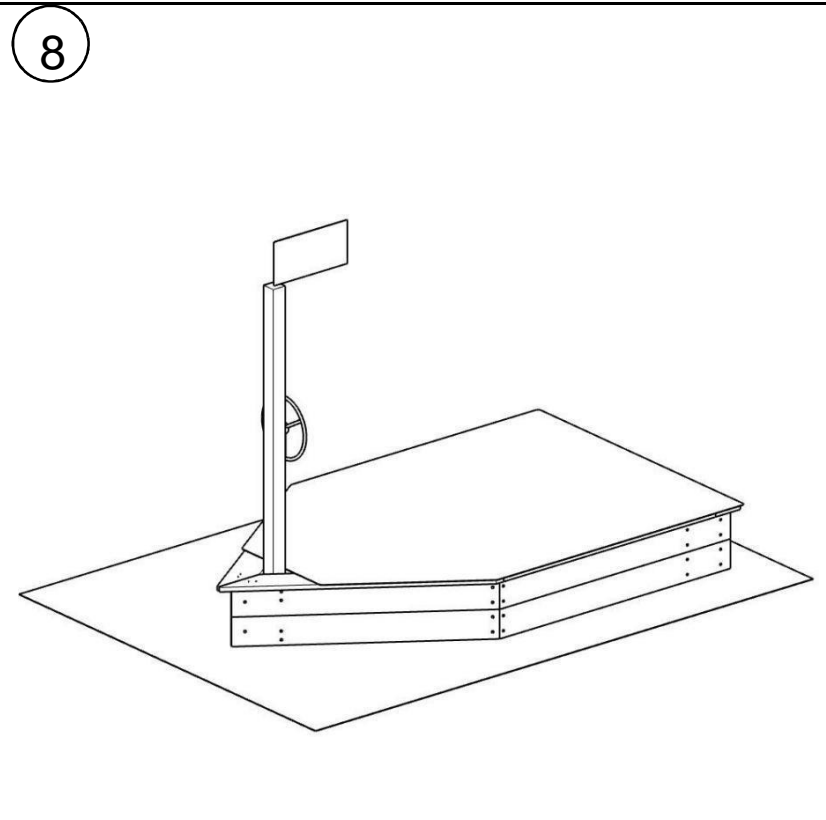
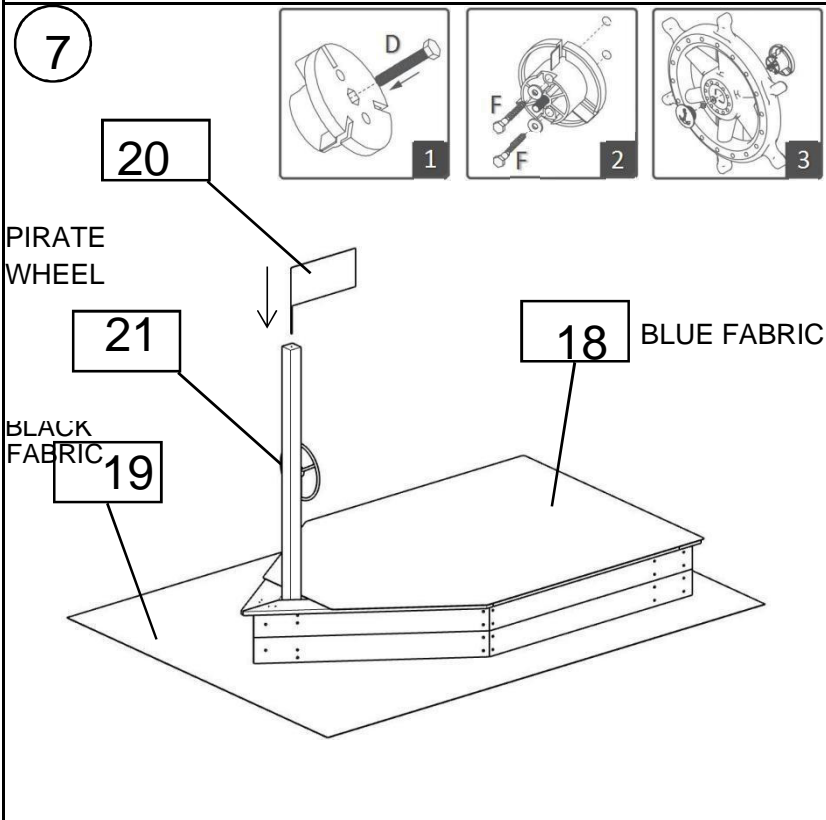
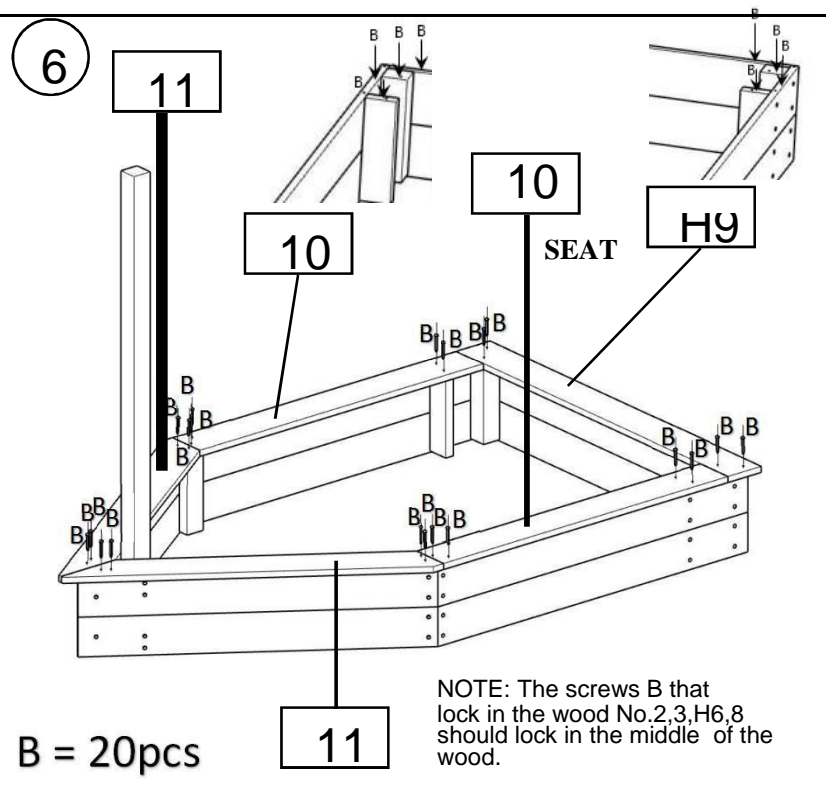
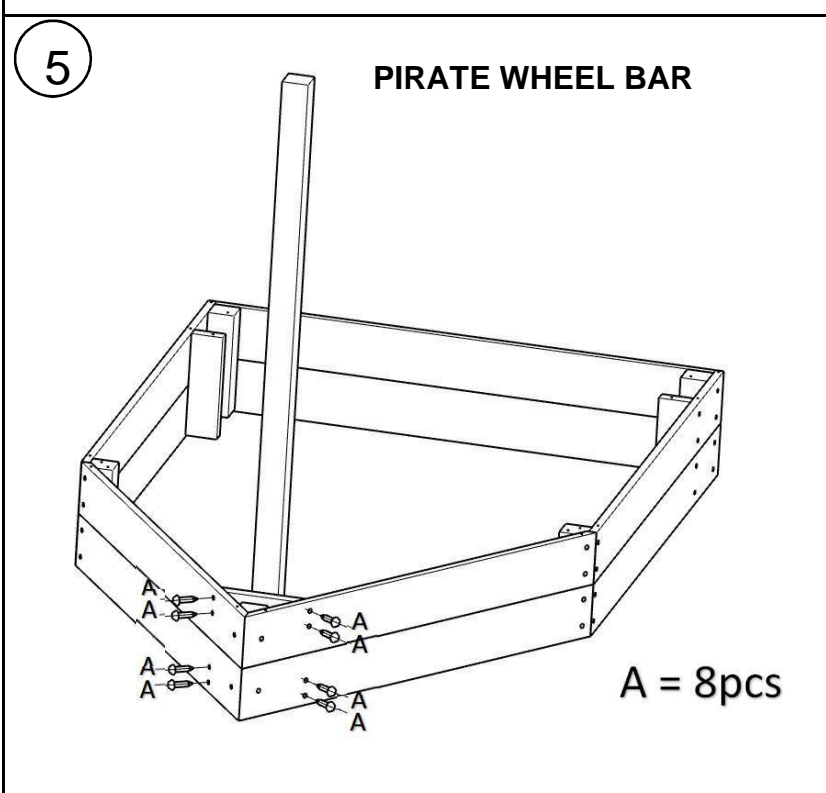
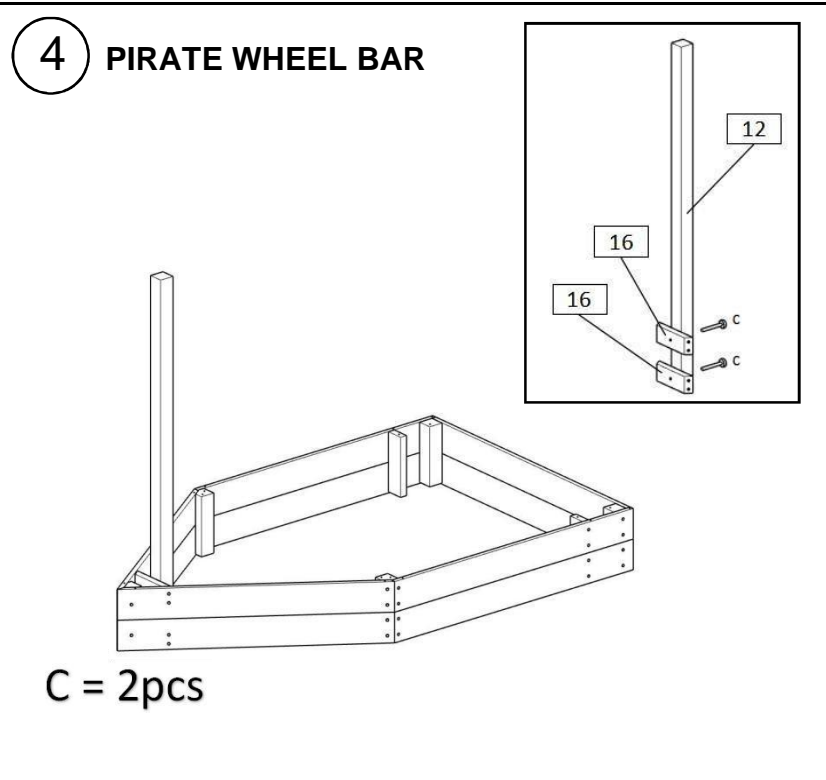
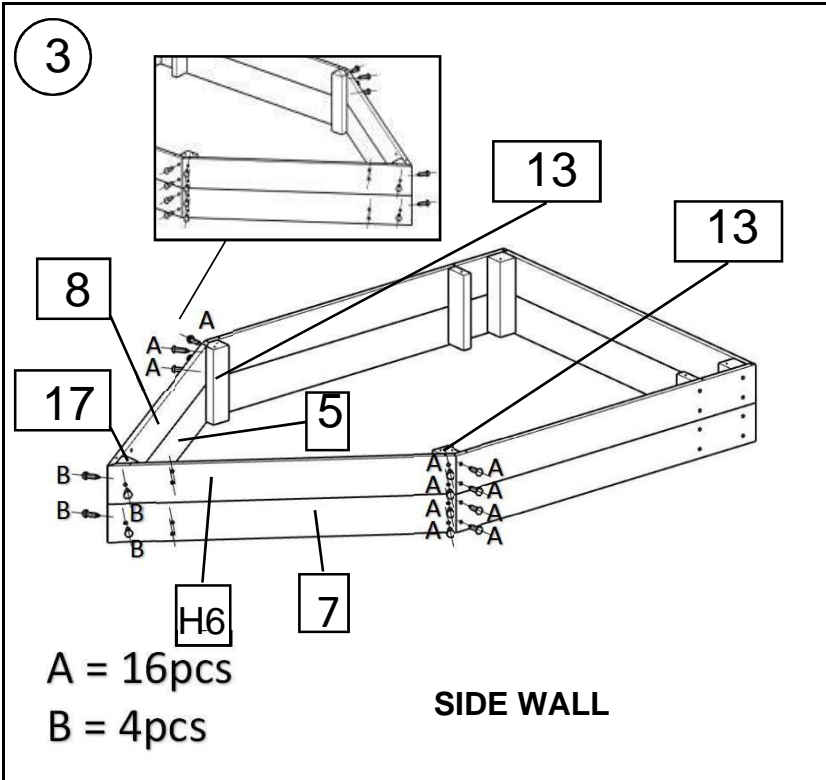


Wrong Installation way



	H9		1pcs
	10		2pcs
	11		2pcs
	12		1pcs
	13		2pcs
	14		2pcs
	15		2pcs
	16		2pcs
	17		1pcs
18		1pcs	
19		1pcs	
20		1pcs	
21	 D X1 X1 X1 F X2 X2	1set	
1		1pcs	
2		1pcs	
3		2pcs	
4		2pcs	
5		1pcs	
H6		1pcs	
7		1pcs	
8		1pcs	
A		3.5*40	44pcs
B		3.5*35	24pcs
C		5*60	2pcs





WARRANTY

AUSTRALIAN CONSUMER LAW

Many of our products come with a guarantee or warranty from the manufacturer. In addition, they come with guarantees that cannot be excluded under the Australian Consumer law. You are entitled to a replacement or refund for a major failure and compensation for any other reasonably foreseeable loss or damage.

You are entitled to have the goods repaired or replaced if the goods fail to be of acceptable quality and the failure does not amount to a major failure.

Full details of your consumer rights may be found at: www.consumerlaw.gov.au.

Please visit our website to view our full warranty terms and conditions:

<http://www.lifespankids.com.au/Warranty-Policy-Kids>

Please send all warranty and support inquiries through our ticketing system via the email address:

support@lifespankids.com.au.

Our goods come with guarantees that cannot be excluded under the ACL. You are entitled to a replacement or refund for a major failure and for compensation for any other reasonably foreseeable loss or damage. You are also entitled to have the goods repaired or replaced if goods fail to be of acceptable quality and the failure does not amount to a major failure.

Head Office and Customer Service:

Global Fitness and Leisure Pty Ltd
23-25 Maygar Blvd, Broadmeadows, VIC 3047 Australia
PH: 1300 169 600

