

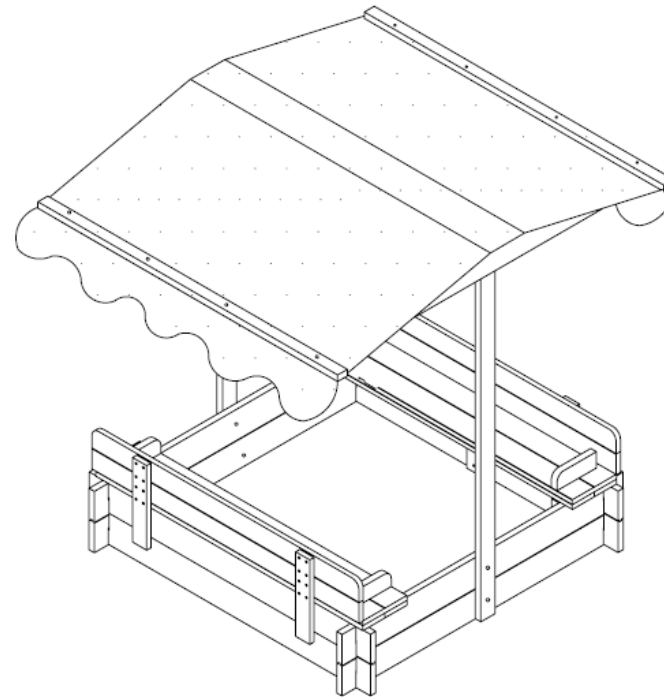


# Sand Pit Roof

## SA14 Sand Pit Roof Instructions



**WARNING!**  
Not suitable for children under 3 years until fully assembled. Small parts. Choking hazard.



### Important

The owner's manual contains safety, assembly, use and maintenance instructions. The PRODUCT must be assembled by an adult who has read and understand these instructions. Keep the packaging away from children and dispose of all packaging before use. It is best to keep the instructions for future reference.

For the installer and your children's safety, it is important to fully read and understand the instructions and safety hazards before commencing the assembly of the product.

# Safety

- ⚠ Only adults should assemble or disassemble this product.
- ⚠ This product is safely designed for children between the ages of 18 months to 12 years old.
- ⚠ Adult supervision of children is required at all times when on or around this product. We advise that parents should observe and ensure that their children have the strength and skills to enjoy all the equipment safely before using them on their own.
- ⚠ To prevent serious injury do not allow children to play on the product until it is completely assembled and installed.
- ⚠ Children using this product should only use the product in the manner intended. i.e. do not climb on the roof
- ⚠ Use washed playsand suitable for use in children's sandpits
- ⚠ Always cover your sandpit when not in use to prevent unwanted animals from entering the sandpit.
- ⚠ The sandpit should be covered when not used to prevent water from entering the sandpit.
- ⚠ It is recommended that a large object is used to 'prop up' the cover so that rain water does not 'pool' into the centre.
- ⚠ Please regularly check sand for impurities and any other sharp objects that may cause harm to children.

# Timber

This product is made with timber gathered from FSC® well managed forests. See [www.fsc.org](http://www.fsc.org) for more details.

Our product was manufactured from premium timber with great care dealt in selecting, machining and treating the timber before it is sold to you.

Bear in mind that timber is a natural product and may experience changes throughout the course of its life. It may:

- Develop openings (gaps, slits, apertures, cracks) along the line of the grain. This occurs due to moisture content between internal and outer surfaces of the timber. It is totally acceptable and will not affect the integral strength, life or guarantee of the product.
- Fade as the timber reacts with sunlight. The timber should be treated with a proprietary product to act as a protective barrier (i.e. a watery repellent on an annual basis)
- Warp and distort its shape. Any distortion will be slight and will not affect the safety or enjoyment of this product.

# Assembly

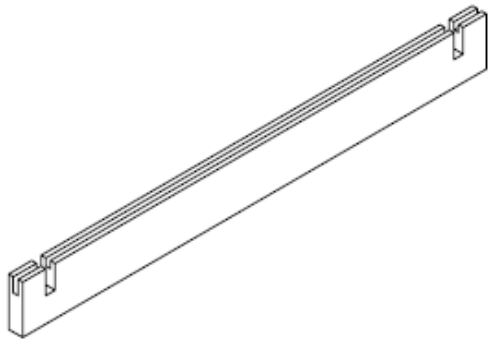
This product contains pre-assembled parts for easier assembly.

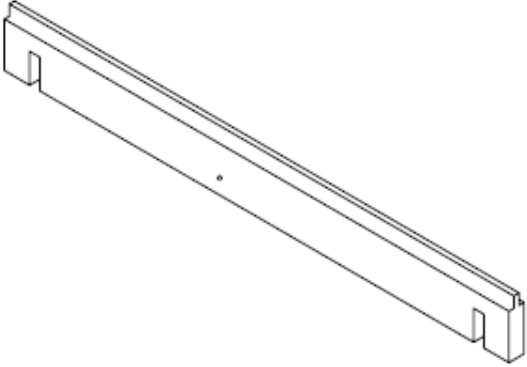
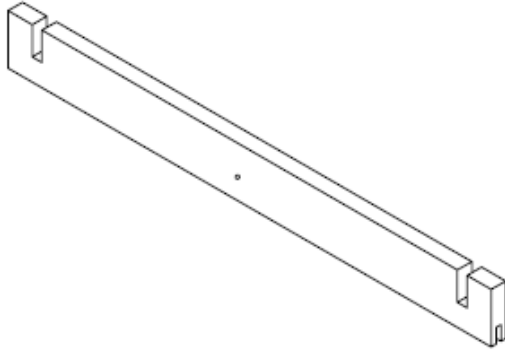
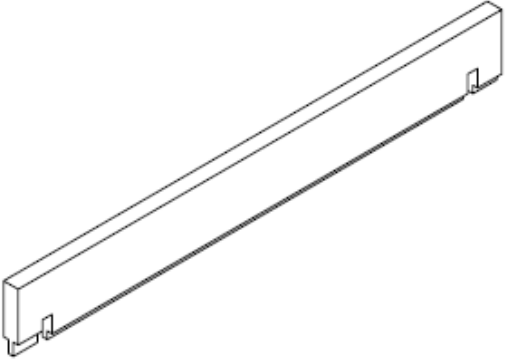
One adult is required for the assemble or disassemble of the product.



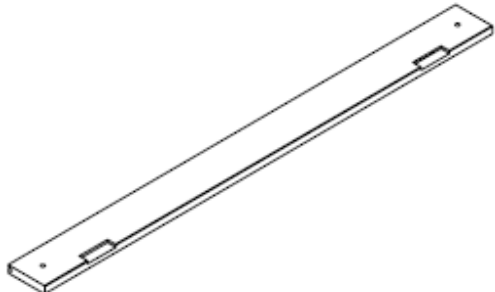
Do not allow children to play on the product until it is complete assembled and installed

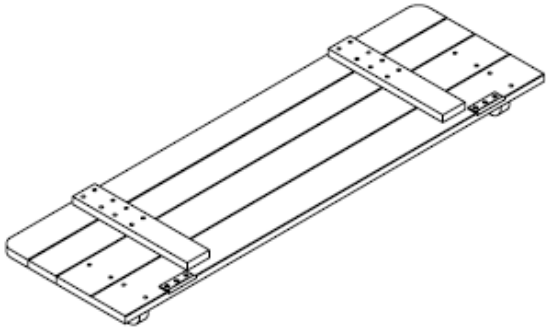
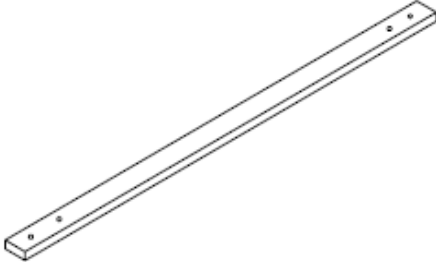
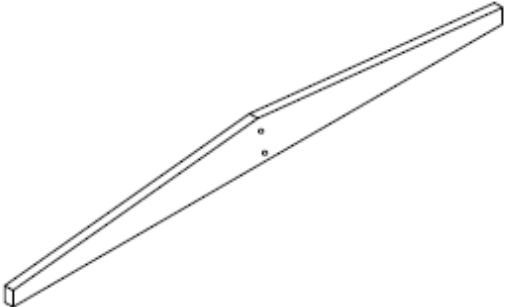
See below for Parts and Assembly instructions

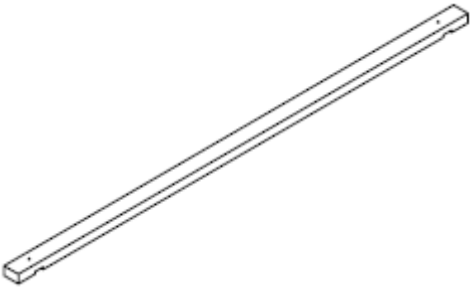
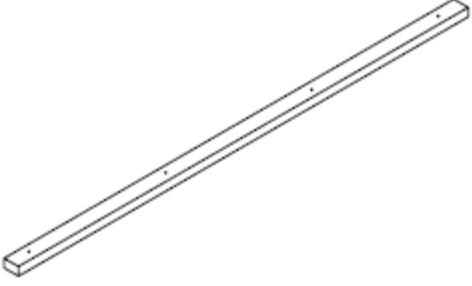
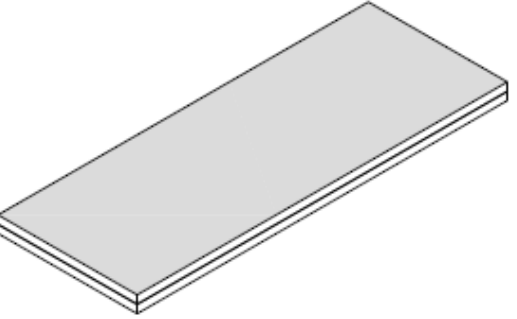
## Parts

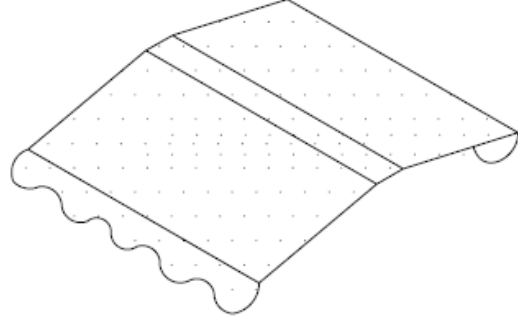





| Number | Parts                                                                              | Quantity |
|--------|------------------------------------------------------------------------------------|----------|
| 1      |  | 2x       |

|   |                                                                                       |    |
|---|---------------------------------------------------------------------------------------|----|
| 2 |    | 2x |
| 3 |    | 2x |
| 4 |  | 2x |

|   |                                                                                    |    |
|---|------------------------------------------------------------------------------------|----|
| 5 |   | 2x |
| 6 |   | 2x |
| 7 |  | 2x |

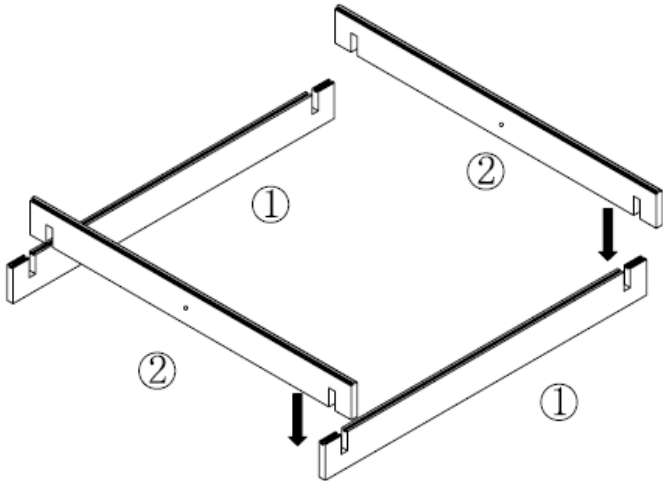
|    |                                                                                      |    |
|----|--------------------------------------------------------------------------------------|----|
| 8  |   | 2x |
| 9  |   | 2x |
| 10 |  | 2x |

|    |                                                                                    |    |
|----|------------------------------------------------------------------------------------|----|
| 11 |   | 4x |
| 12 |   | 2x |
| 13 |  | 1x |

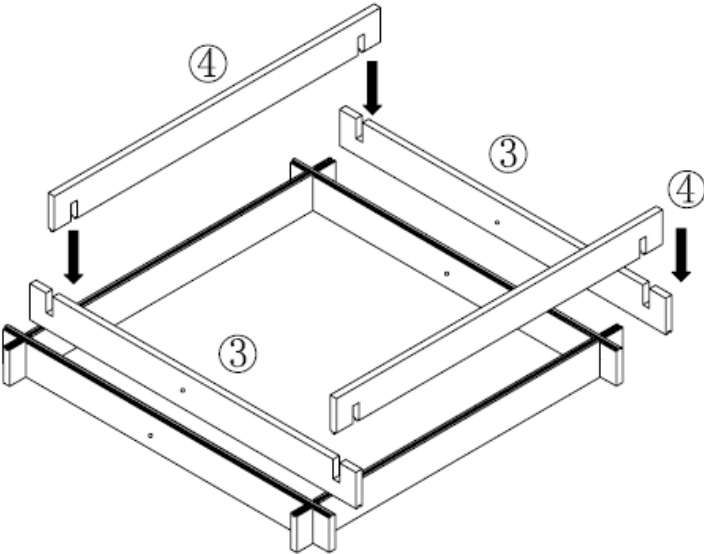
|    |                                                                                                     |     |
|----|-----------------------------------------------------------------------------------------------------|-----|
| 14 |                  | 1x  |
| A  | <br>3.5mm x 35mm | 16x |
| B  | <br>3.5mm x 25mm | 16x |
| C  | <br>3.5mm x 12mm | 12x |
| D  | <br>6mm x 30mm | 8x  |
| E  | <br>6mm x 20mm | 8x  |

# Instructions

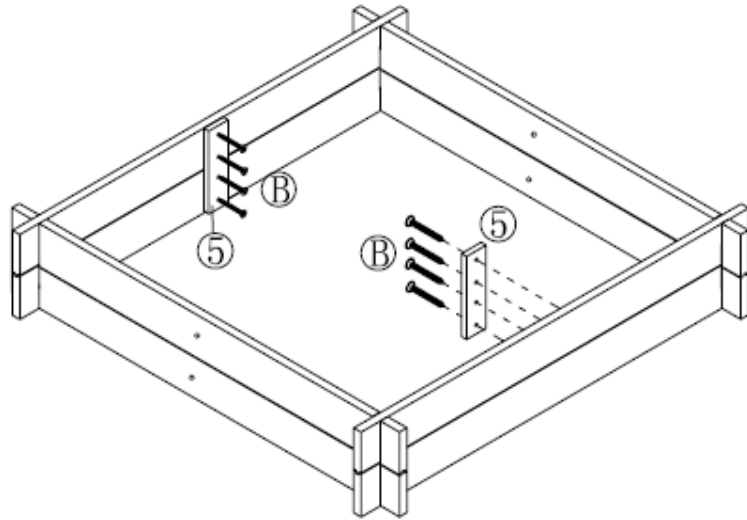
1.



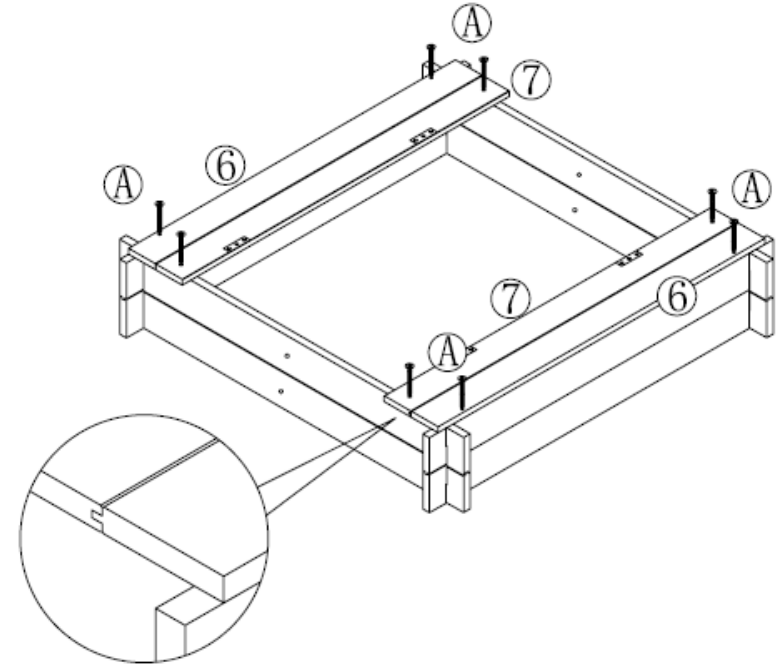
2.



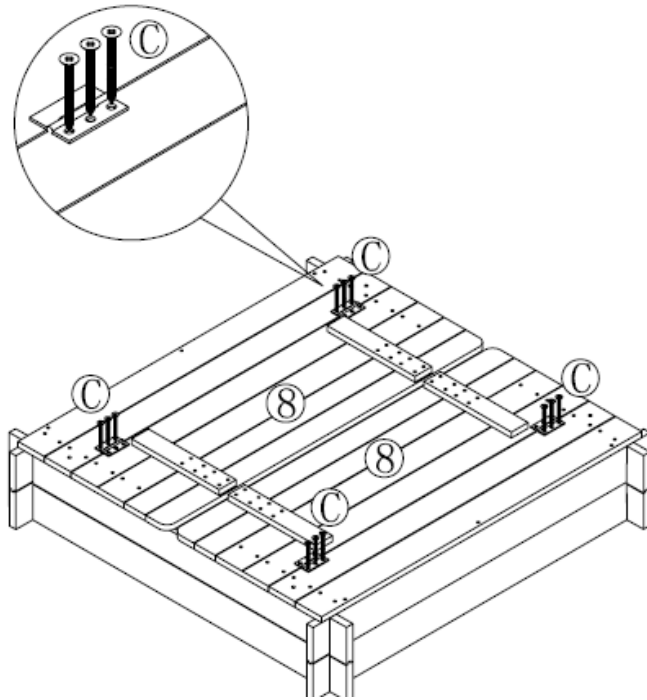
3.



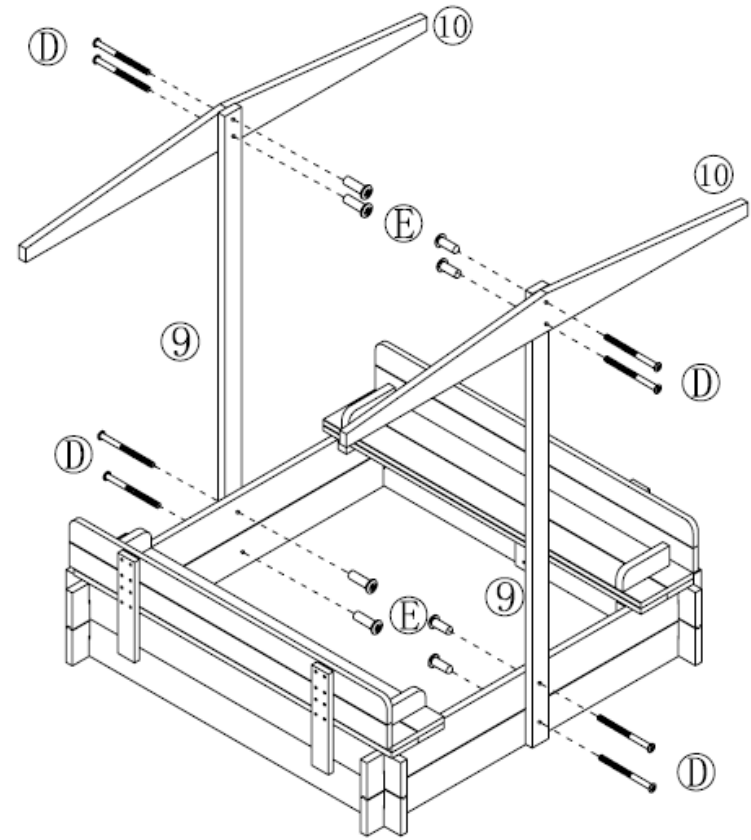
4.



5.

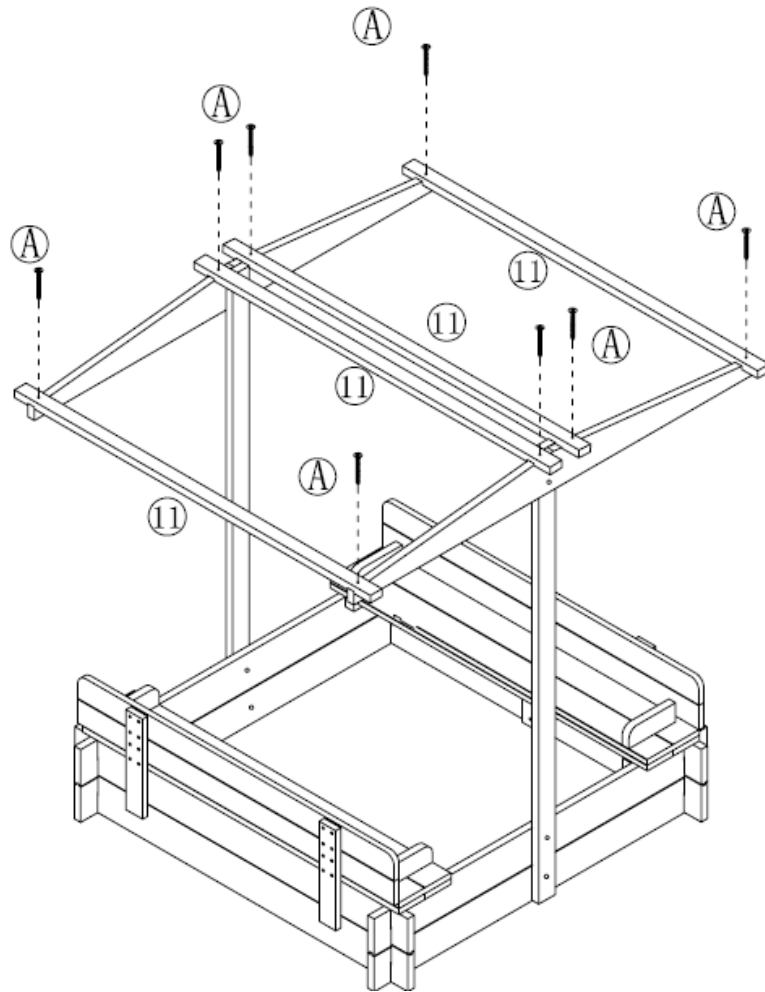


6.

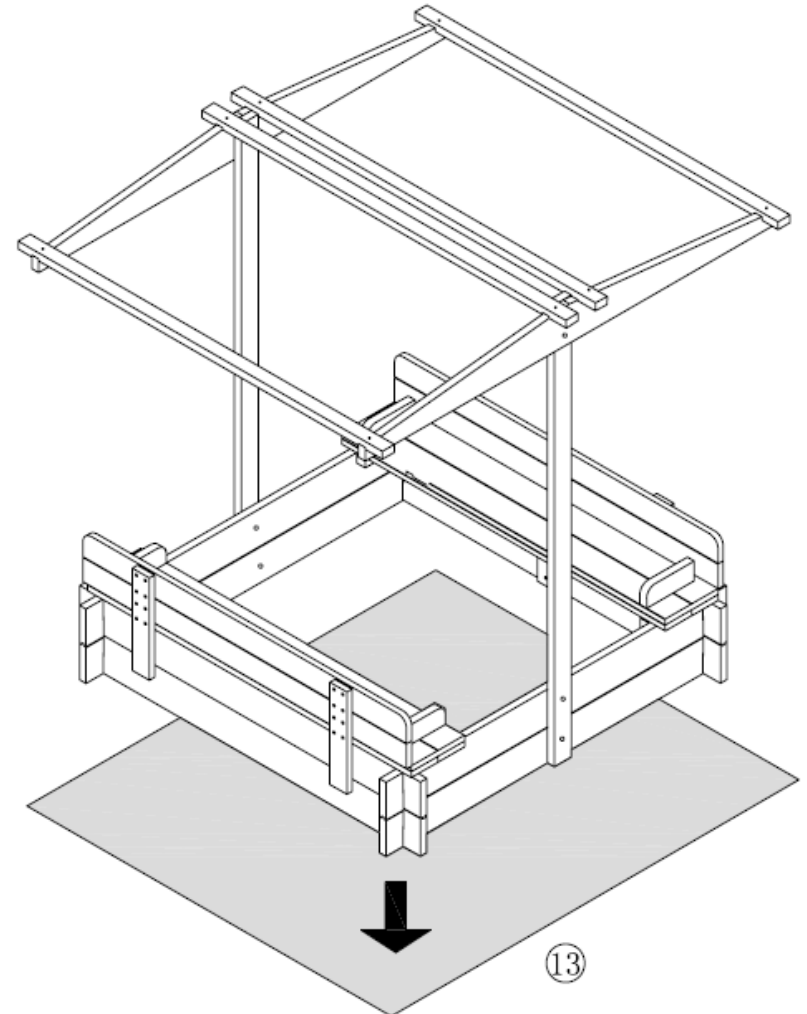




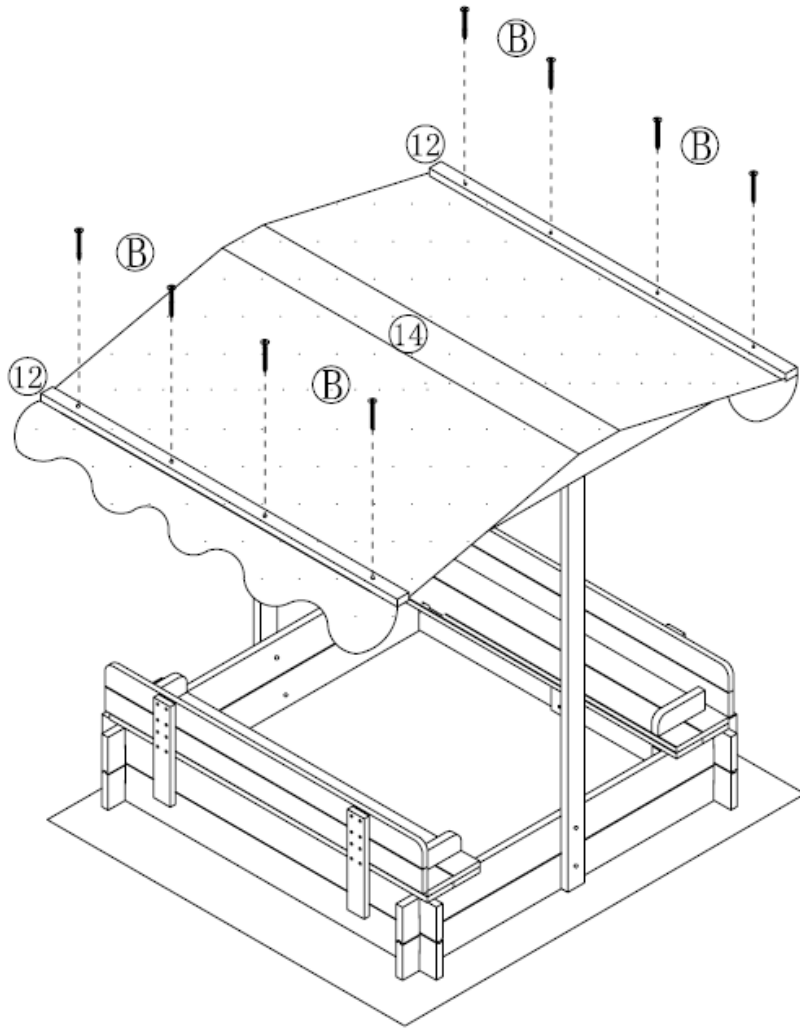
7.



8.



9.



# Care and Maintenance

We recommend regular maintenance should be conducted at the beginning of each season for your play equipment to ensure all main parts/fixings are tightly secured, well-oiled and intact to avoid injury or hazard.

We advise the following tips:

1. Tighten all hardware.
2. Lubricate all metallic moving parts
3. Check all protective coverings on bolts, pipes, edges and corners. Replace if they are loose, cracked or missing
4. Check metal parts for rust. Replace as needed
5. Prevent weathering by applying protective barriers to your timber via proprietary products to maintain its quality.
6. Attachments such as chains, ropes, swings must be regularly examined for evidence of deterioration. Replace any attachments if there are signs of deterioration.

# Warranty

## AUSTRALIAN CONSUMER LAW

Many of our products come with a guarantee or warranty from the manufacturer. In addition, they come with guarantees that cannot be excluded under the Australian Consumer law. You are entitled to a replacement or refund for a major failure and compensation for any other reasonably foreseeable loss or damage.

You are entitled to have the goods repaired or replaced if the goods fail to be of acceptable quality and the failure does not amount to a major failure. Full details of your consumer rights may be found at [www.consumerlaw.gov.au](http://www.consumerlaw.gov.au)

Please visit our website to view our full warranty terms and conditions:

<http://www.lifespanonline.com.au/Warranty-Policy>

# Contact us

Please visit our website at: [www.lifespanonline.com.au](http://www.lifespanonline.com.au)

Email us at: [info@lifespanfitness.com.au](mailto:info@lifespanfitness.com.au)

This manual may be subject to change. Please view our website [www.lifespanonline.com.au](http://www.lifespanonline.com.au) for the most recent version of this manual

