

SECURACELL

45L/83L/170L AU Standards Storage Cabinet

USER MANUAL



Product may vary slightly from the item pictured due to model upgrades.



Read all instructions carefully before using this product.

Retain this owner's manual for future reference.

NOTE:

This manual should not be used to guide your purchasing decision. Your product, and the contents inside its carton, may vary from what is listed in this manual. This manual may also be subject to updates or changes.

Grounding Instructions

It is recommended that you allow a professional to ground your flammable cabinet to ensure it is grounded safely.

1. Locate the flammable cabinet's ground screw at the back of the cabinet.
2. Loosen the ground screw and attach the ground wire, then re-tighten the screw.
3. Take the clamp on the opposite side of the ground wire and attach it to a ground rod. Ground the flammable cabinet to earth.

Storage Location

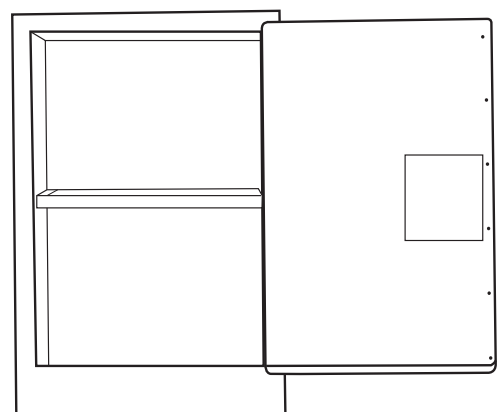
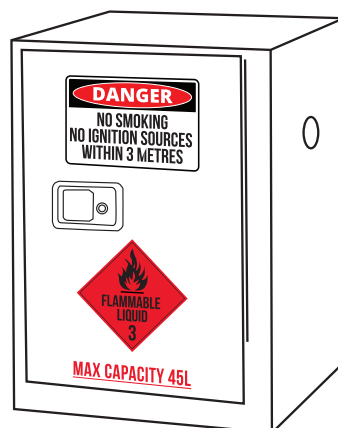

The placement of flammable storage cabinets is crucial. Ensure they are situated in a well-ventilated space, away from processing areas, without obstructing doors or emergency exits, and clearly marked. Additionally, refrain from mixing flammable liquids within the cabinets with other hazardous substances to minimize the risk of accidents. Also, incorporate the location of flammable cabinets into room hazard plans for comprehensive safety measures.

Prevent placing any objects on or near storage cabinets containing flammable materials, as this may present a safety hazard. Storing items like loose paper or other flammable materials is risky, as they can easily ignite and contribute to the rapid spread of fires.

Flammable Liquid Safety Cabinets

- High quality construction using zinc coated steel sheeting
- Powder coat finish giving high resistance to splashes and spills
- All products designed to comply with Australian Standards and relevant Dangerous Goods Regulations
- All cabinets supplied inclusive of all relevant safety signage and directions
- Adjustable slow release user friendly hydraulic door control closure systems
- Stainless steel continuous pin hinging for reliable and accurate door closing
- Adjustable and removable shelves
- Both Class 3 and Class 9 labels are included in the box. Label application must be done during installation to meet AS 1940:2017 (for Class 3) or AS/NZS 4681:2000 (for Class 9).

 <p>WARNING LABELS:</p> <p>Both Class 3 and Class 9 labels are included in the box.</p>	<p>Apply this label to use this cabinet to store Class 3 Flammable and Combustible Liquids.</p> 	<p>Apply this label to use this cabinet to store Class 9 (Miscellaneous) Dangerous Goods and Articles.</p> 
---	---	--



Storage Capacity (L)	Internal Size WxDxH (mm)	External Size WxDxH (mm)
45L	510x380x790mm	590x460x890mm




WARNING LABELS:

Both Class 3 and Class 9 labels are included in the box.

Apply this label to use this cabinet to store Class 3 Flammable and Combustible Liquids.



Apply this label to use this cabinet to store Class 9 (Miscellaneous) Dangerous Goods and Articles.



Storage Capacity
(L)

83L

Internal Size
WxDxH (mm)

510x380x1550mm

External Size
WxDxH (mm)

590x460x1650mm




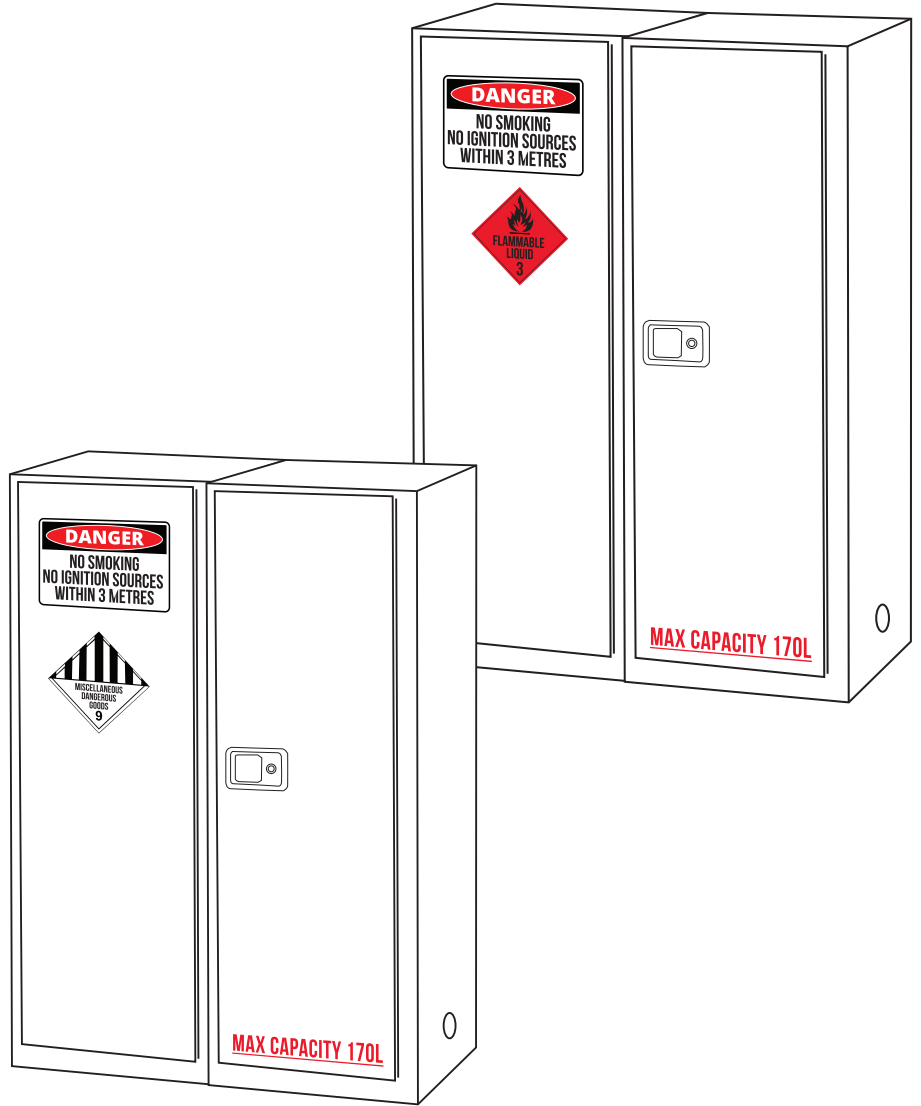
WARNING LABELS:

Both Class 3 and Class 9 labels are included in the box.

Apply this label to use this cabinet to store Class 3 Flammable and Combustible Liquids.



Apply this label to use this cabinet to store Class 9 (Miscellaneous) Dangerous Goods and Articles.



Storage Capacity
(L)

170L

Internal Size
WxDxH (mm)

1010x380x1550mm

External Size
WxDxH (mm)

1090x460x1650mm